

This one-page summary gives the reader the average responses by question as to importance and then by satisfaction.

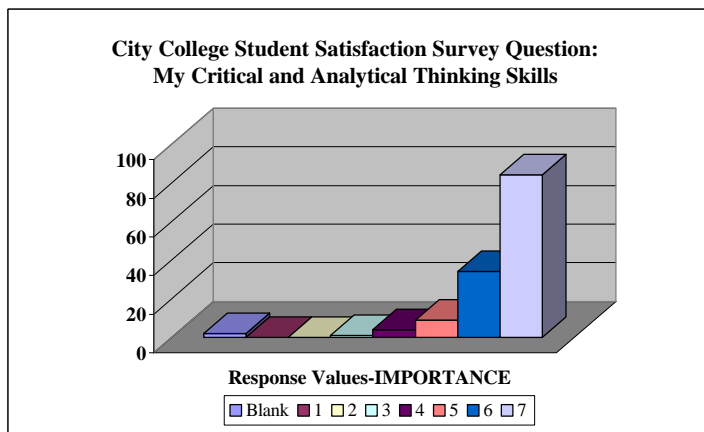
City College Questions Spring 2000

	Importance to me ...				My level of satisfaction ...		
	1 - not important at all					not not used	
	2 - not very important						
	3 - somewhat unimportant					very satisfied - 7	
	4 - neutral					satisfied - 6	
	5 - somewhat important					somewhat satisfied - 5	
	6 - important					neutral - 4	
	7 - very important					somewhat dissatisfied - 3	
						not very satisfied - 2	
						not satisfied at all - 1	
	does not apply						
		Courses I took through Loyola City College increased:					
		Averages			Averages		
① ② ③ ④ ⑤ ⑥ ⑦	<input type="radio"/>	6.48	1	my critical and analytical thinking skills.	6.02	1	① ② ③ ④ ⑤ ⑥ ⑦ <input type="radio"/>
① ② ③ ④ ⑤ ⑥ ⑦	<input type="radio"/>	5.77	2	my awareness of other cultures.	5.59	2	① ② ③ ④ ⑤ ⑥ ⑦ <input type="radio"/>
① ② ③ ④ ⑤ ⑥ ⑦	<input type="radio"/>	5.79	3	my respect for diverse traditions.	5.64	3	① ② ③ ④ ⑤ ⑥ ⑦ <input type="radio"/>
① ② ③ ④ ⑤ ⑥ ⑦	<input type="radio"/>	6.41	4	my ability to express myself clearly in writing.	5.85	4	① ② ③ ④ ⑤ ⑥ ⑦ <input type="radio"/>
① ② ③ ④ ⑤ ⑥ ⑦	<input type="radio"/>	6.37	5	my ability to use appropriate grammar and punctuation.	5.81	5	① ② ③ ④ ⑤ ⑥ ⑦ <input type="radio"/>
① ② ③ ④ ⑤ ⑥ ⑦	<input type="radio"/>	6.08	6	my skills in research, statistics, and documentation.	5.64	6	① ② ③ ④ ⑤ ⑥ ⑦ <input type="radio"/>
① ② ③ ④ ⑤ ⑥ ⑦	<input type="radio"/>	6.20	7	my oral presentation skills.	5.67	7	① ② ③ ④ ⑤ ⑥ ⑦ <input type="radio"/>

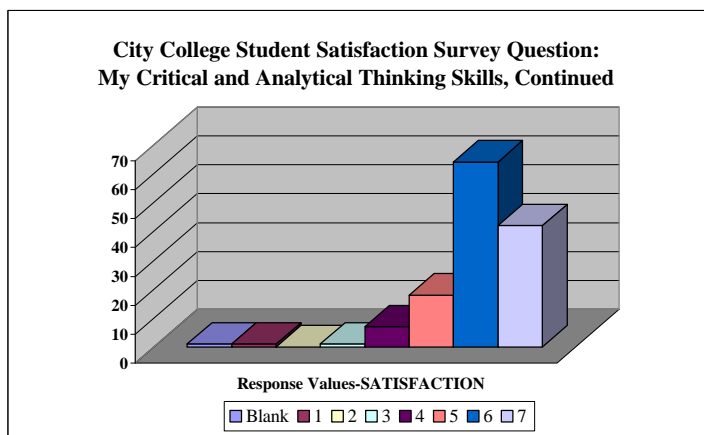
The next report gives a frequency distribution and a companion chart for each question and by importance level and satisfaction level. Obviously, from the frequency distribution the reader may obtain a view of the spread of responses.

(1) The courses I took through the Loyola City College increased: my critical and analytical thinking skills.

Response Values	Response Description Based upon Importance	Count
Blank	Blank	2
1	Not important at all	0
2	Not very important	0
3	Somewhat unimportant	1
4	Neutral	4
5	Somewhat important	9
6	Important	34
7	Very important	84

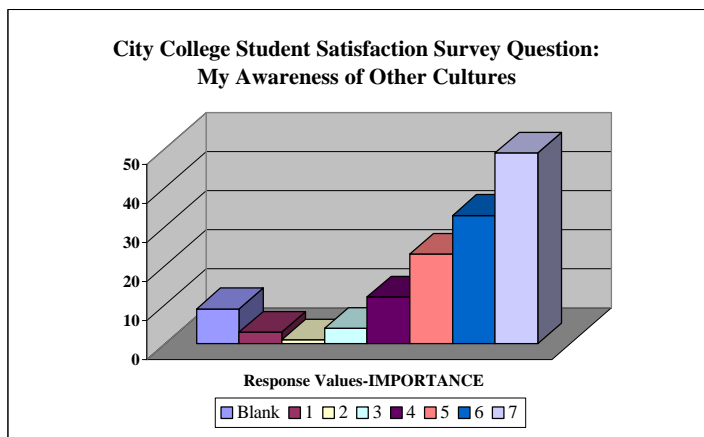


Response Values	Response Description Based upon Satisfaction	Count
Blank	Blank	1
1	Not satisfied at all	1
2	Not very satisfied	0
3	Somewhat dissatisfied	1
4	Neutral	7
5	Somewhat satisfied	18
6	Satisfied	64
7	Very satisfied	42



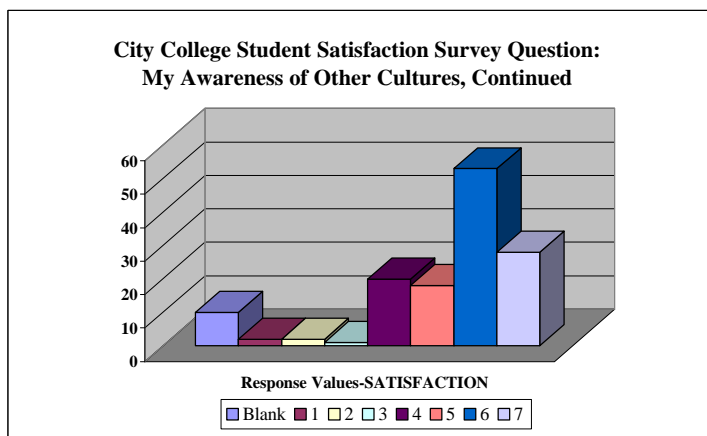
(2) The courses I took through the Loyola City College increased: my awareness of other cultures.

Response Values	Response Description Based upon Importance	Count
Blank	Blank	9
1	Not important at all	3
2	Not very important	1
3	Somewhat unimportant	4
4	Neutral	12
5	Somewhat important	23
6	Important	33
7	Very important	49



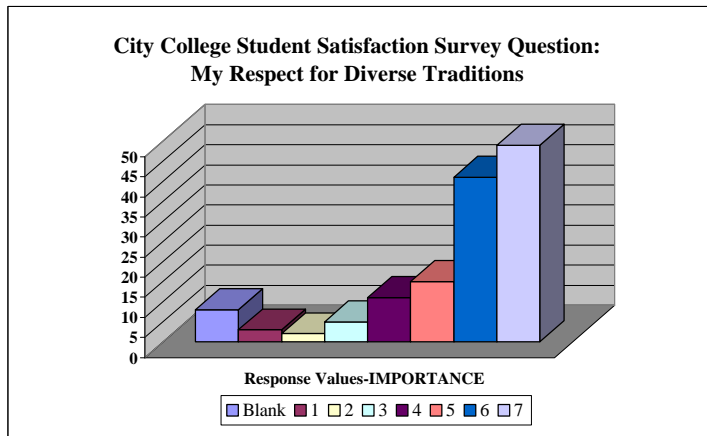
(2) The courses I took through the Loyola City College increased: my awareness of other cultures.

Response Values	Response Description Based upon Satisfaction	Count
Blank	Blank	10
1	Not satisfied at all	2
2	Not very satisfied	2
3	Somewhat dissatisfied	1
4	Neutral	20
5	Somewhat satisfied	18
6	Satisfied	53
7	Very satisfied	28

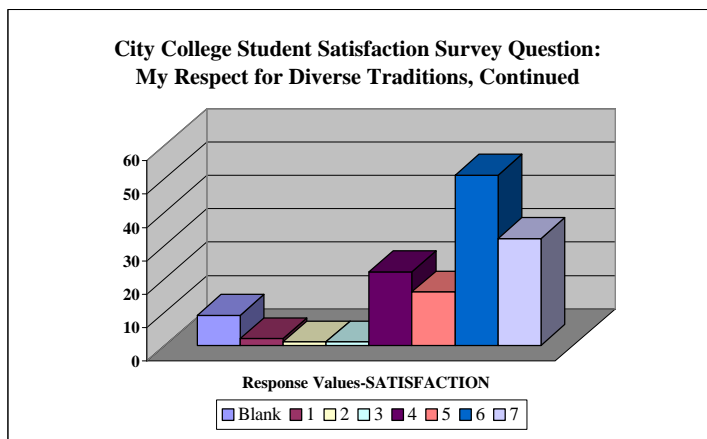


(3) The courses I took through the Loyola City College increased: my respect for diverse traditions.

Response Values	Response Description Based upon Importance	Count
Blank	Blank	8
1	Not important at all	3
2	Not very important	2
3	Somewhat unimportant	5
4	Neutral	11
5	Somewhat important	15
6	Important	41
7	Very important	49

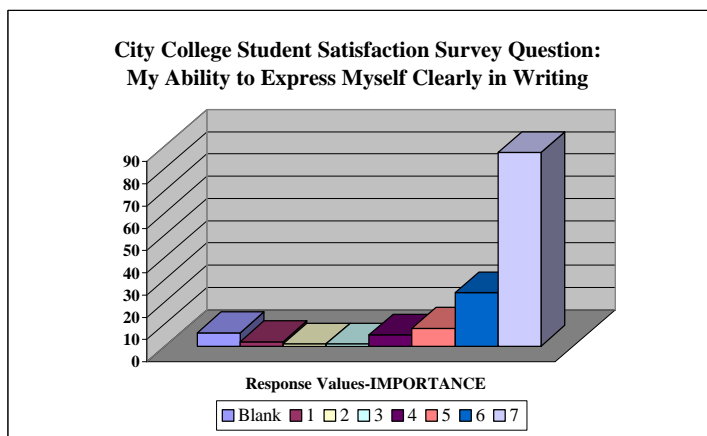


Response Values	Response Description Based upon Satisfaction	Count
Blank	Blank	9
1	Not satisfied at all	2
2	Not very satisfied	1
3	Somewhat dissatisfied	1
4	Neutral	22
5	Somewhat satisfied	16
6	Satisfied	51
7	Very satisfied	32

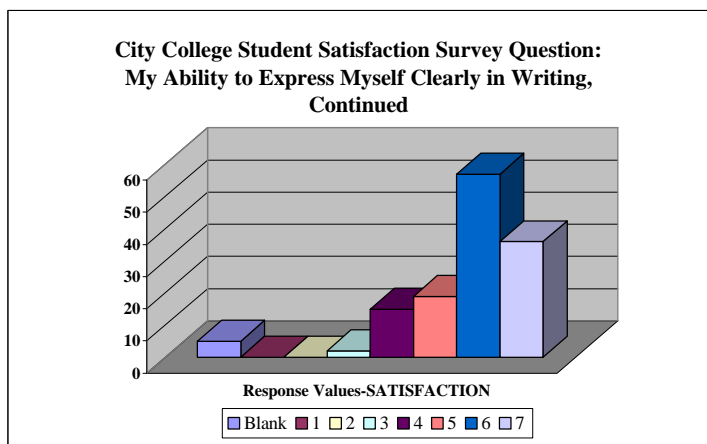


(4) The courses I took through the Loyola City College increased: my ability to express myself clearly in writing.

Response Values	Response Description Based upon Importance	Count
Blank	Blank	6
1	Not important at all	2
2	Not very important	1
3	Somewhat unimportant	1
4	Neutral	5
5	Somewhat important	8
6	Important	24
7	Very important	87

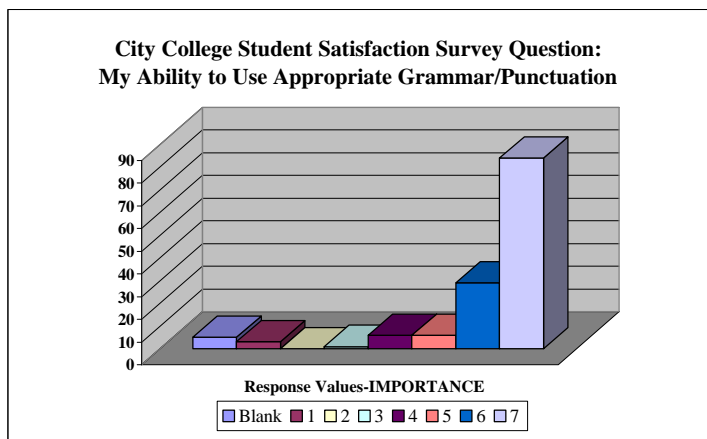


Response Values	Response Description Based upon Satisfaction	Count
Blank	Blank	5
1	Not satisfied at all	0
2	Not very satisfied	0
3	Somewhat dissatisfied	2
4	Neutral	15
5	Somewhat satisfied	19
6	Satisfied	57
7	Very satisfied	36



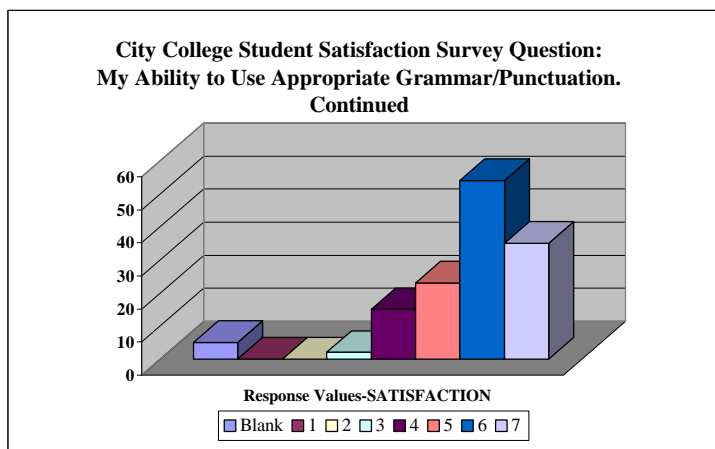
(5) The courses I took through the Loyola City College increased: my ability to use the appropriate grammar and punctuation.

Response Values	Response Description Based upon Importance	Count
Blank	Blank	5
1	Not important at all	3
2	Not very important	0
3	Somewhat unimportant	1
4	Neutral	6
5	Somewhat important	6
6	Important	29
7	Very important	84



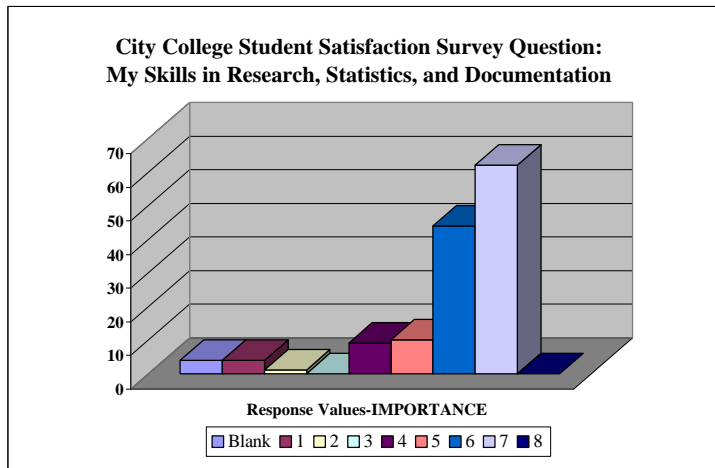
(5) The courses I took through the Loyola City College increased: my ability to use the appropriate grammar and punctuation.

Response Values	Response Description Based upon Satisfaction	Count
Blank	Blank	5
1	Not satisfied at all	0
2	Not very satisfied	0
3	Somewhat dissatisfied	2
4	Neutral	15
5	Somewhat satisfied	23
6	Satisfied	54
7	Very satisfied	35

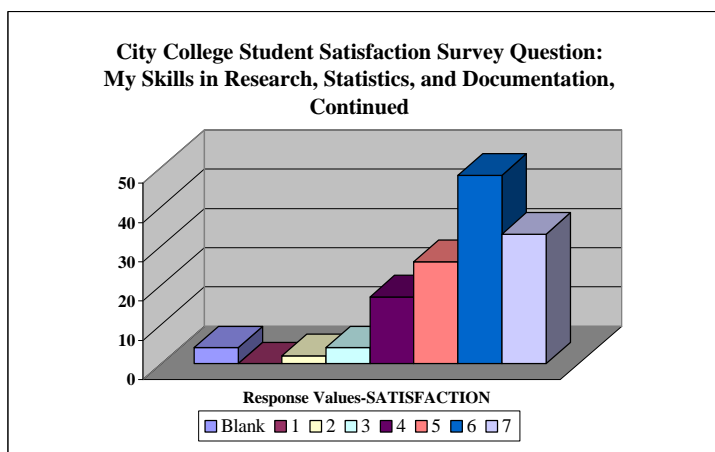


(6) The courses I took through the Loyola City College increased: my skills in research, statistics, and documentation.

Response Values	Response Description Based upon Importance	Count
Blank	Blank	4
1	Not important at all	4
2	Not very important	1
3	Somewhat unimportant	0
4	Neutral	9
5	Somewhat important	10
6	Important	44
7	Very important	62
8	Does not apply	0

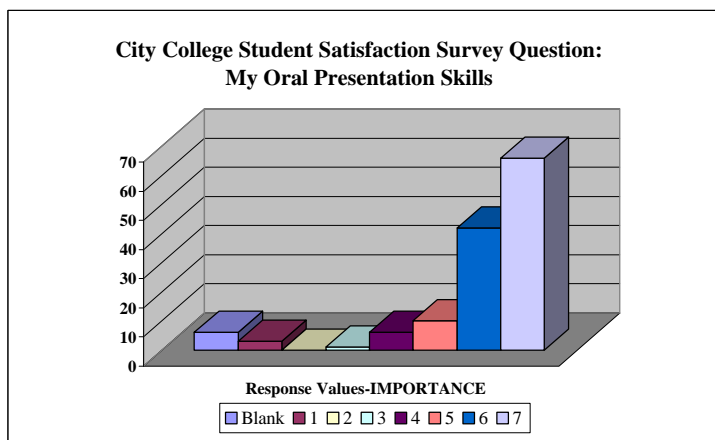


Response Values	Response Description Based upon Satisfaction	Count
Blank	Blank	4
1	Not satisfied at all	0
2	Not very satisfied	2
3	Somewhat dissatisfied	4
4	Neutral	17
5	Somewhat satisfied	26
6	Satisfied	48
7	Very satisfied	33



(7) The courses I took through the Loyola City College increased: my oral presentation skills.

Response Values	Response Description Based upon Importance	Count
Blank	Blank	6
1	Not important at all	3
2	Not very important	0
3	Somewhat unimportant	1
4	Neutral	6
5	Somewhat important	10
6	Important	42
7	Very important	66



Response Values	Response Description Based upon Satisfaction	Count
Blank	Blank	9
1	Not satisfied at all	0
2	Not very satisfied	0
3	Somewhat dissatisfied	3
4	Neutral	14
5	Somewhat satisfied	27
6	Satisfied	52
7	Very satisfied	29

